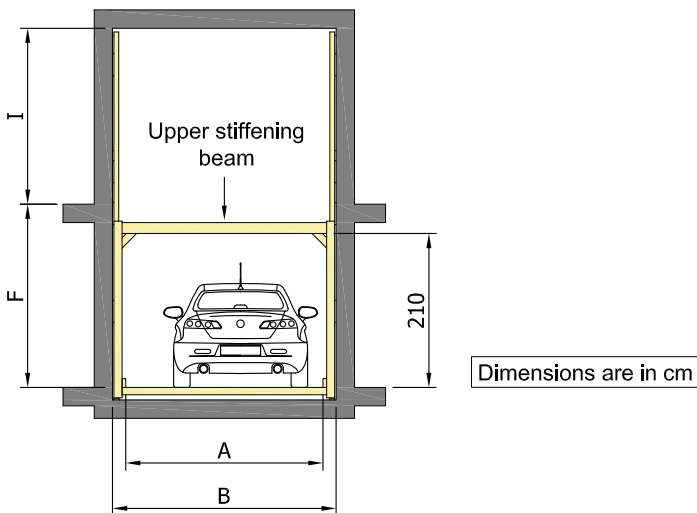
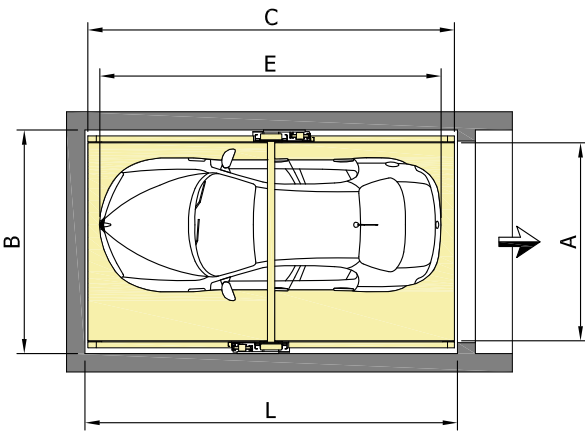
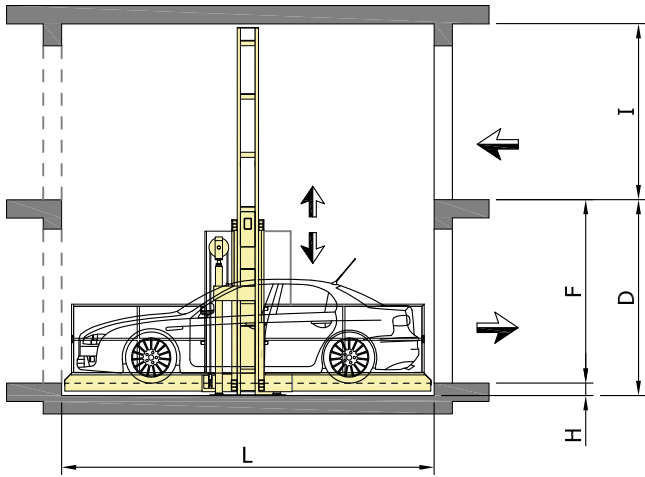




Technical data

Mod. IP1-HMT V02

CAR LIFT

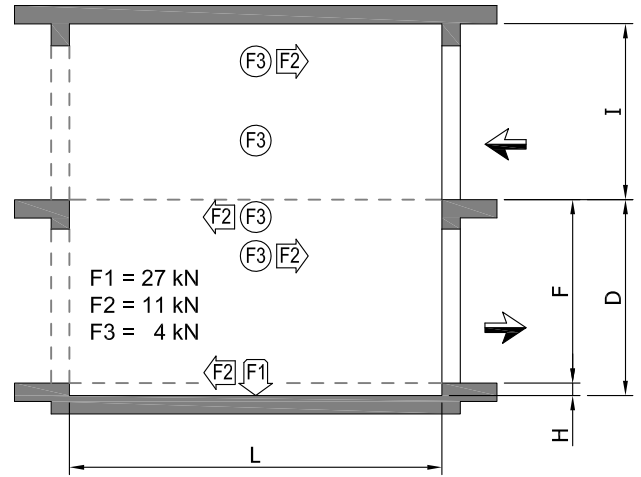


Dimensions are in cm

TECHNICAL FEATURES

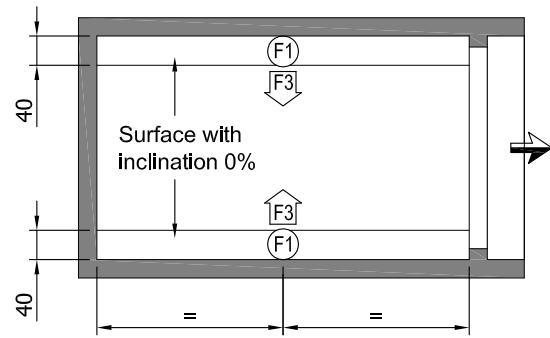
Load (kg)	2700
Motor power (kW)	5,5 (9,5)
Raising speed (m/s)	0,10 (0,15)
Lowering speed (m/s)	0,15

STANDARD LOADS



All stress loads include car weight.

Recommended material in the fixing area of the columns: reinforced concrete - R min. = 3,5 kN/cm²



TECHNICAL DATA

Description	Dimension	Standard	Max
platform width	A	250	270
platform length	C	520	560
car length	E	512	552
pit width	B	285	305
pit length	L	528	568
pit height	H ⁺⁵ / ₋₂	20	20
total height	D ^{±5}	(F + H)	(F + H)
travel	F ^{±5}	300	1190 (Max)
headroom	I	240	240

The manufacturer reserves the right to modify or alter above specifications.